







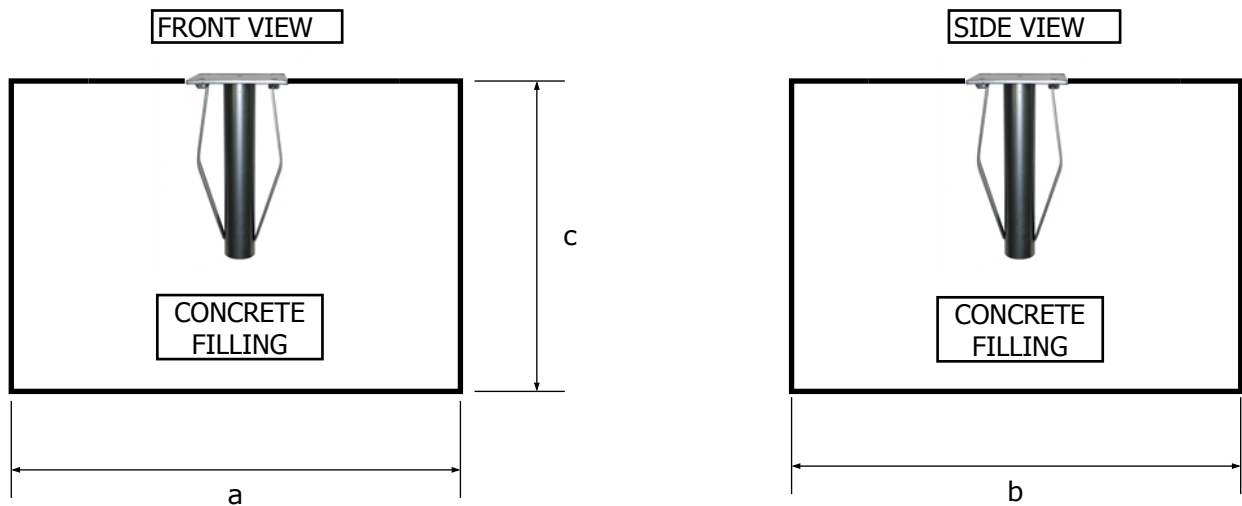
SIDE WIND GROUND BASE - INSTRUCTIONS

Parasol size

Size of concrete foundation (Length, width, depth)

	Up to and including 3.0m x 3.0m	→	a 80cm X b 80cm X c 60cm	(approx 0.4 cu. m)
	Any dimension up to 3.5m round			
	Any size over 3.0m x 3.0m	→	a 100cm X b 100cm X c 80cm	(0.8 cu. m)
	2.5 x 3.5 and 3.0 x 4.0m Rectangle			

We strongly recommend not to go below the specified sizes.



Ground base installation:

1. When positioning the ground base, if you have parasols going next to each other, leave at least 20cm between the canopies when they are open.
2. For the concrete, use 4 parts sand ballast to 1 part cement.
3. Set the top square metal plate of the ground base level with the concrete base. If you have a winter plate, which is 10mm thick, you will need to allow for this and have the ground base metal plate set 10mm lower than the level of the concrete.
4. Make sure to leave the concrete for at least 7 days before fixing the parasol, depending on the climate to ensure the concrete has set before installing the parasol.